



Shoviv NSF Splitter





Table of Contents

- 1. About Shoviv NSF Splitter**
 - 1.1 Introduction**
 - 1.2 System Requirements**
- 2. Installation and Uninstallation**
 - 2.1 Installation**
 - 2.2 Uninstallation**
- 3. User Interface**
 - 3.1 Menu Bar**
 - 3.2 Tool Bar**
- 4. Use of Shoviv NSF Splitter**
 - 4.1 Select NSF File**
 - 4.2 NSF Split Option**
 - 4.3 NSF Split Status**
- 5. Download Purchase and Activation**
 - 5.1 Free Trail Download**
 - 5.2 Purchase**
 - 5.3 Activation**
 - 5.4 Support**
- 6. Legal Notice**
 - 6.1 Copyright**
 - 6.2 Trademarks**
 - 6.3 Disclaimer**
 - 6.4 License Agreement**



About Shoviv NSF Splitter

NSF Splitter tool is very useful for Lotus notes. Sometimes when you open your NSF file in Lotus notes it can not response and open NSF file or may be taken more time to open NSF file due to large NSF file size.

These options are given below:

By Size: You can split your NSF file according to size. You can give the size in MB and GB. In MB size between 100 MB and 51200 MB and in GB size between 1GB and 50 GB. If created NSF file's size exits your given file size then tool creates new NSF file and copy remaining on it.

By Date: If you want to copy data of only specific date range then you can select this option and your given date range data will copy in a new single NSF file.

By Year: If you want to copy data of only specific year range then you can select this option and your given year range data will copy in new single NSF file.

Selected Folder in Single NSF: If you want to save selected folder in a single NSF then you can select this option.

Selected Folder in Multiple NSF: If you want to save your single folder in a single NSF file then you can use this option. If you select inbox, sent items, calendars, contact folders then the tool creates each folder of NSF file means inbox folder data copy in first NSF inbox and sent item data copy in second thing.

In Status: In the status section, you can see the status of the current process or all processes in report format. Through the status, you can see in a particular folder how many items to copy, counts and running status of a particular folder and in which NSF folder data copy.



System Requirement

Basic System Requirements:

- Pentium Class Processors
 - 128 MB RAM
 - 100 MB free space for software installation

One of the following operating systems (32/64-bit version):

- Windows® XP Professional
- Windows Server 2000
- Windows Server® 2008 Standard
- Windows Server 2008 Data Center
- Windows Server 2008 Enterprise
- Windows Vista® Business
- Windows Vista Ultimate
- Windows Vista Enterprise
- Windows 7 Professional
- Windows 7 Enterprise
- Windows 7 Ultimate
- Windows 8
- Windows 8 Pro
- Windows 8 Enterprise
- Windows 8 OEM
- Windows 8.1
- Windows 8.1 Pro
- Windows 8.1 Enterprise
- Windows 10 Home
- Windows 10 Pro
- Windows 10 Pro Education
- Windows 10 Enterprise



- Windows 10 Enterprise LTSC
- Windows 10 Education
- Windows 10 Home
- Windows 10 Pro
- Windows 10 Pro Education
- Windows 10 Enterprise
- Windows 10 Enterprise LTSC
- Windows 10 Education
- Windows Server 2012 Foundation
- Windows Server 2012 Essentials
- Windows Server 2012 Standard
- Windows Server 2012 Datacenter
- Windows Server 2012 Foundation
- Windows Server 2016 Essentials
- Windows Server 2016 Standard
- Windows Server 2016 Datacenter

The following virtual environments are supported:

- VMware® Server 1.0x, 2.x
- VMware® Workstation v6.0x for Windows
- Microsoft® Virtual PC 2007
- VMware® ESX 4.0, ESXi

The Following Exchange server supported with Outlook version:

- For Microsoft® Exchange Server 2000 and Microsoft® Exchange Server 2003 (Microsoft Outlook 2000 or higher version of outlook is required).
- For Microsoft® Exchange Server 2007(Microsoft Outlook 2003, Outlook 2007, or Outlook 2010 is required.)
- For Microsoft® Exchange Server 2010(Microsoft Outlook 2003 or Outlook 2007 or outlook 2010 is required)



Install

To install the software first make sure that the software installer file is available on your computer. If the file is not available then you can download the file from our website - <https://www.shoviv.com/>

Following are the steps to install the software.

- Double-click NSF Splitter installer file.
- Follow the instructions. When the installation process is completed "**Set up Installation Complete**" message appears on the software installation screen.
- Click the Finish button to launch the software.



Uninstall

There are two methods to Uninstall NSF Splitter Software:

- Uninstall from Windows Start Menu
- Uninstall from Control Panel

Uninstall from Windows Start Menu

- Click Start -> All Programs -> NSF Splitter -> Uninstall NSF Splitter. A warning message will be displayed.
- Click the Yes button to continue uninstalling the NSF Splitter. The **“NSF Splitter was successfully removed from your computer”** message will be displayed.
- Click the OK button to complete the NSF Splitter un-installation process.

Uninstall from Control Panel

- Click Start -> Control Panel. The Control Panel window appears.
- Select NSF Splitter and click the Remove button. A warning message will be displayed.
- Click the Yes button to continue uninstalling the NSF Splitter software
“The NSF Splitter software was successfully removed from your computer” message will be displayed.
- Click the OK button to complete the NSF Splitter un-installation process.



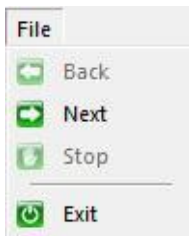
Menu Bar

Menu Bar of Shoviv NSF Splitter has the following main menus :

- File Menu
- View Menu
- Help Menu
- Activation

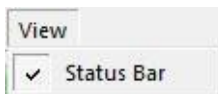
1. File Menu: There are five options :

- **Add New NSF:** Select NSF for split process.
- **Back:** Go to back click Back button.
- **Next:** Go to next click Next button.
- **Stop:** To stop the processing clicks the stop button.
- **Exit:** Exit from software click Exit button.



2. View Menu: There is one option :

- **Status Bar:** To know processing about your software.





3. Help Menu: There are three options :

- **Help:** Help (CHM) manual for Shoviv Splitter Software.
- **About NSF Splitter:** Display information about software.
- **Home Page:** Open the Shoviv website in the default web browser.

Activation Menu: There are two options :

- **Buy Now:** Click here to buy the software.
- **Activate:** Software activate using the received activation file.





Tool Bar

There are many options to split NSF process:



Add New NSF: Select NSF file to split.



Back: Go to back from processing.



Next: Go to next process.



Stop: To stop the split process.



Help: Help (CHM) manual for Shoviv Splitter Software.



About: Display information about software.



Home: Open the Shoviv website in the default web browser.



Purchase: Buy the software.



Activate: Software activate using the received activation file.



Close: Close the software.



NSF Split Process

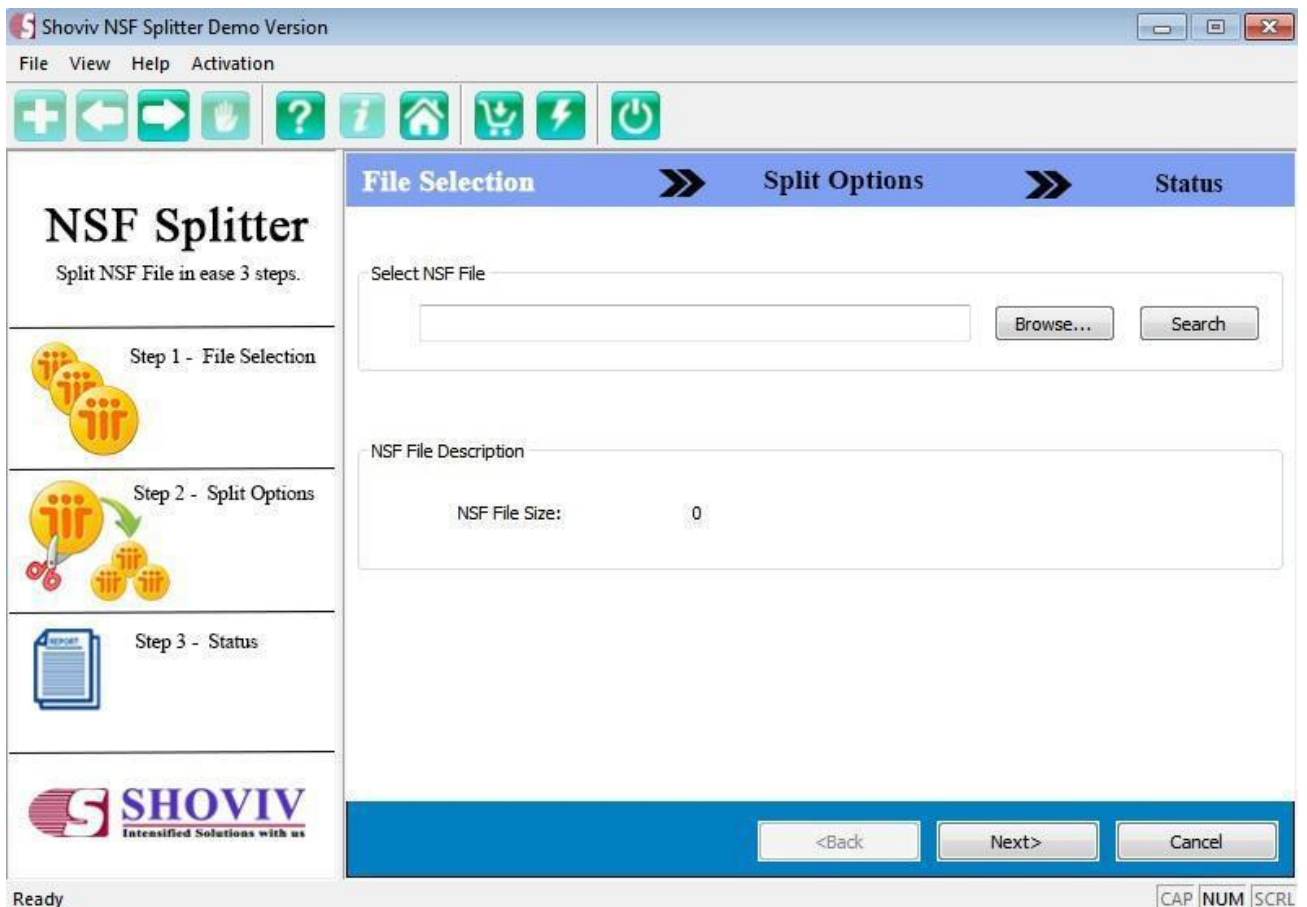
There are following steps to split NSF file:

1. NSF File Selection
2. NSF Split Option
3. NSF Split Status

1. NSF File Selection

You have two options to select NSF file for the further process.

1. **Browse** : Click the browse button to browse NSF file for further process. Clicking browse button will open the file browse dialog with the help of it you can select NSF file.
2. **Search** : You can search NSF files from any folder location using search feature it will search NSF files from selected folder location and bring it to you for further process.



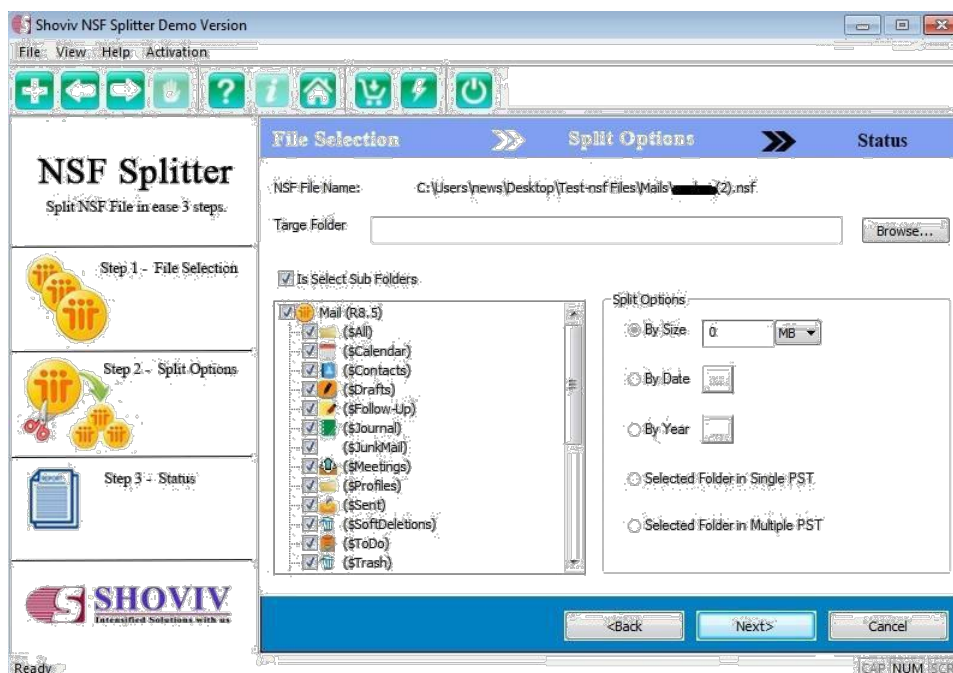


NSF Split Process

2. NSF Split Option

Split option page has three parts:

1. **Target Folder** : Insert the target folder path where you want to save new NSF files. with the help browse button, you can set target folder path location.
2. **Folder Tree** : Folder tree will show you the folders hierarchy and allow you to choose which folder(s) you want to split.
3. **Split Options** : Split options have several options which will help you to choose the criteria for which you want to split the NSF file
 1. **By Size** : Split by size splits NSF file according to size it allows you to split NSF file into pieces of 100 - 102400 MB and 1 - 100 GB.
 2. **By Date** : Split by date allows you to split NSF file according to date it supports multiple Date range sets and creates NSF for each Date range.
 3. **By Year** : Split by Year is almost same as split by date option rather it split NSF file according to the given year range and of course it allows multiple Date range sets.
 4. **Selected folder in single NSF** : This option will create NSF file containing only those folders which you checked in the tree view.
 5. **Selected folder in single NSF** : This option will allow to you to create separate NSF for each selected folder.





NSF Split Process

3. NSF Split Status

NSF Splitter tool is very useful for Lotus notes. Sometime when you open your NSF file in Lotus notes it can not response and open NSF file or may be taken more time to open NSF file due to large NSF file size.

In an older version of outlook support only 2 GB NSF file size. If you have a large NSF file then you can not open it. For solving both problems you can use Shoviv NSF splitter tool. In this tool you have many options to split your NSF file.

The screenshot shows the 'NSF Splitter' application window. The interface is divided into three main sections: 'File Selection', 'Split Options', and 'Status'. The 'Status' section is currently active, displaying a table of processing results for various folders within an NSF file.

File Selection
 NSF File: C:\Users\news\Desktop\Test-nsf Files\Mails\pankaj (2).nsf
 Target Folder: C:\Users\news\Desktop\New folder (30)
 Operation Type: Split NSF Selected Folder in Single NSF

Folder Name	Item Count	Processed Items	Filtered Items	Failed Items	Status
[-] NSF Name:					
Mail (R8.5)\(\$Follow-...	0	0	0		Completed
[-] NSF Name: C:\Users\news\Desktop\New folder (30)\pankaj (2).nsf					
Mail (R8.5)\(\$Contacts)	0	0	0		Completed
Mail (R8.5)\(\$Drafts)	0	0	0		Completed
Mail (R8.5)\(\$Calendar)	480	0	0		Completed
Mail (R8.5)\(\$All)	0	0	0		Completed
Mail (R8.5)\(\$JunkMail)					

Buttons: <Back, Finish, Stop, Export Report

Ready | CAP | NUM | SCRL

Splitter Status:

In status section you can see status of current process or all process in report format. Through the status you can see in a particular folder how many items copy, counts and running status of a particular folder and in which NSF folder data copy.



Free Trial Download

Shoviv NSF Splitter Software is available free for the trial version. The trial version saves only 25 items of each folder. To split NSF File from the large NSF file(s), the user needs to purchase the Full version NSF Splitter Software.

Purchase

You must purchase NSF Splitter software in order to split NSF file from large NSF file(s). You can purchase the software through Shoviv NSF Splitter website: <https://www.shoviv.com/buy-nsf-splitter.html>

Payment and Delivery

Purchase the Shoviv software with our authorized resellers which provide a number of payment options for your easiness - PayPal, FAX, Credit Card, E-Cheque, Pay Order etc.

After making the purchase transaction with our resellers, we send you an email which consists of activation details and download link of the full version comprising of the activation code. This email is sent to the mail address which you have used while processing the purchase transaction with our resellers.

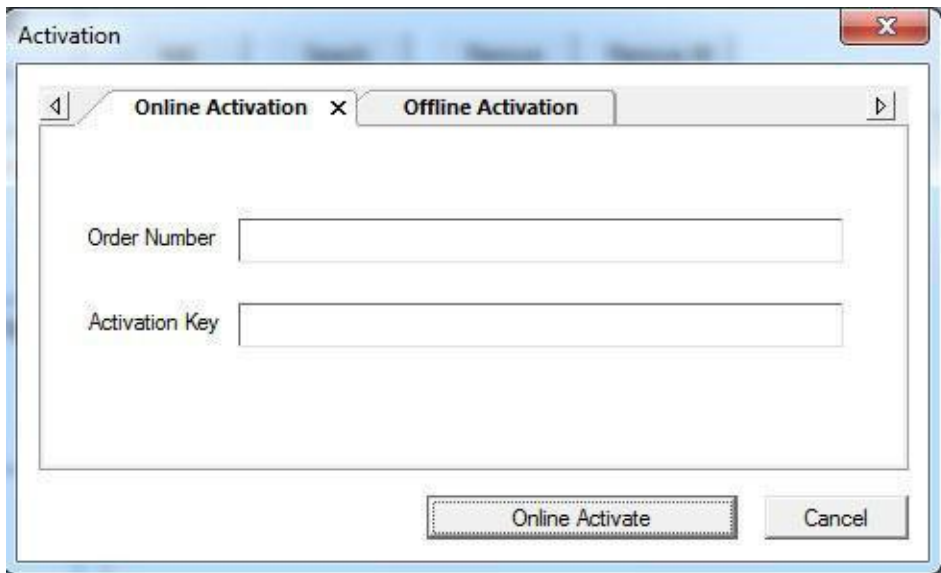


Activate License

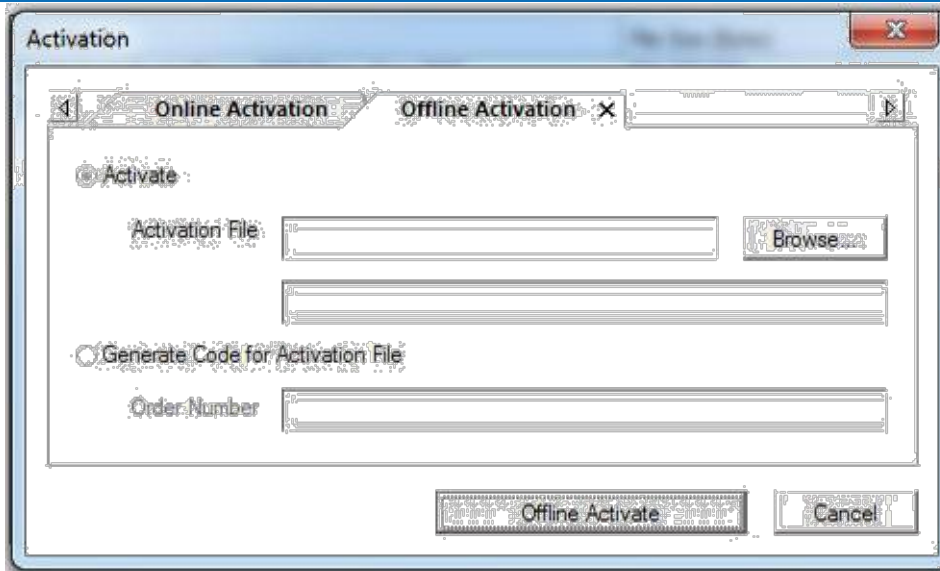
There are two options to activate license :

- Online Activation.
- Offline Activation.

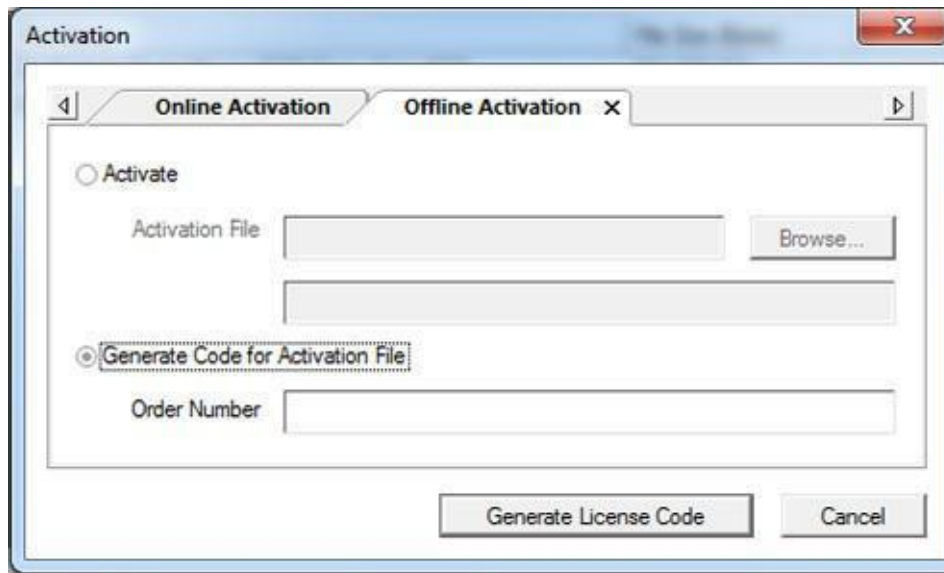
Online Activation Code : Enter activation key and order number. Which is sent to your registred email address after purchased the product. And then click Online activation button. Please ensure that internet connection will properly work.



Offline Activation : Select the offline activation file which sends by Shoviv Software Pvt. Ltd. on your registred email address. And then click on Offline Activation Button.



Generate License Code :- Enter order number and click on Generate License Code button, a generated license code will be saved on your disk. send this license code to sales@Shovivsoftware.com for generating offline activation file.





Support

We have an efficient support system to assist our customers with all issues related to using Shoviv NSF Splitter. The software comes with an embedded help manual that can be accessed by clicking **Help > Software Help** in the menu-bar.

Copy Right Notice

Shoviv NSF Splitter accompanied user manual, and documentation is copyright of Shoviv Software Pvt. Ltd. with all rights reserved. Under the copyright laws, this user manual cannot be reproduced in any form without the prior written permission of Shoviv Software Pvt. Ltd. No Patent Liability is assumed, however, with respect to the use of the information contained herein.

© **Shoviv Software Pvt. Ltd. All rights reserved.**

Trademarks

Shoviv ® is a copyright work of **Shoviv Software Pvt. Ltd.**

Windows 95®, Windows 98®, Windows ME®, Windows NT®, Windows 2000 Server®, Windows 2000 Advanced Server®, Windows 2003 Server®, MS Word® and Windows XP® are registered trademarks of Microsoft Corporation.

All other brand and product names are trademarks or registered trademarks of their respective companies.



Disclaimer

The Information contained in this manual, including but not limited to any product specifications, is subject to change without notice. Shoviv Software Pvt. Ltd. provides no warranty with regard to this manual or any other information contained herein and here by expressly disclaims any implied warranties of merchantability or fitness for any particular purpose with regard to any of the foregoing. Shoviv Software Pvt. Ltd. assumes no liability for any damages incurred directly or indirectly from any technical or typographical errors or omissions contained herein or for discrepancies between the product and the manual. In no event shall Shoviv Software Pvt. Ltd. be liable for any incidental, consequential special, or exemplary damages, whether based on tort, contract or otherwise, arising out of or in connection with this manual or any other information contained herein or the use there of.



License Agreement

Shoviv NSF Splitter Copyright © Shoviv Software Pvt. Ltd. All rights reserved.

Your agreement to this license

It is a legal agreement between you and Shoviv software Pvt. Ltd. Term and conditions of the License will brief you the authorized use and users of each licensed copy of the Shoviv NSF Splitter.

Term and conditions are mandatory to accept for become an authorized user, if you do not agree with the Term and conditions then do not copy, install, distribute or use any copy of Shoviv NSF Splitter.

Term and conditions:

You should read the term and conditions carefully before use, install, and copy or distribute the software.

Scope of License

You can use only permitted copy of the software

Single workstation program

This term refers to a program installed and used only by a single user on a single computer at a time. The Program must not be installed, distributed, shared or used on multiple computers.

Multiple workstation programs

This term refers to a program installed, used, specified no. of computer at a time. Program must not be installed, shared, distribute or used by no. of computers exceed to the authorized limit.



Multimedia File Authorization

The Publisher and licensor reserve all cerebral asset's rights associated to multimedia files that may be given with the program images, audio, video files. License holder can use this file only for personal purpose excluding commercial or any other intended purpose.

Authorization

Shoviv NSF Splitter includes an advance feature to protect it against an unauthorized reproduction. You can make only one copy for backup and contained purpose; you cannot make more than the authorized copies of the Shoviv NSF Splitter.

Activation

To activate the Shoviv NSF Splitter we provide you an Online Activation key and Order number in purchase package, if you face any problem in online activation than we will provide you an offline activation key on request. The Online and offline Activation key is the Publisher's exclusive asset that it is strictly confidential information and must not be shareable with third party. The user commit for the protection of confidentiality of activation key.

Restrictions

All rights are reserved and are not granted in this license. You cannot lease, modify, translate, reverse engineer, decompile, disassemble or get the source code of software.

Legality statement

The program which is licensed to you is absolutely legal and you are the legal owner of the entire file or data you are going to recover through using this software .You have the permission from legitimate owner to perform these acts.



Any illegal use of Shoviv NSF Splitter will be solely your responsibility.

You further attest that recovered data, password or files will not be used for any illegal purpose.

Be aware that password recovery, unauthorized data encryption, illegally obtained file may constitute theft or other wrongful action may result in your civil and criminal prosecution.

About

The license is the complete statement of concurrence between the parties on the subject matter and joins and replaces all other prior understandings, purchase orders, agreement and arrangements. Shoviv software Pvt. Ltd. does not give any benefit to third party and is not responsible for any obligations created by the party. Shoviv Software Pvt. Ltd. will not give you any waiver on violation of this License and you shall neither constitute nor contribute to a waiver.

Copyright © Shoviv Software Pvt. Ltd. All Rights of any kind are reserved by the Shoviv Software Pvt. Ltd. and are not expressly granted in License.