



Shoviv NSF Duplicate Remover





Table of Contents

1. About Shoviv NSF Duplicate Remover
 - 1.1 Introduction
 - 1.2 System Requirements
2. Installation and Uninstallation
 - 2.1 Installation
 - 2.2 Uninstallation
3. User Interface
 - 3.1 Menu Bar
 - 3.2 Tool Bar
4. Use of Shoviv NSF Duplicate Remover
 - 4.1 Select NSF File
 - 4.2 NSF Duplicate Remover option
 - 4.3 NSF Duplicate Remover status
5. Download Purchase and Activation
 - 5.1 Free Trail Download
 - 5.2 Purchase
 - 5.3 Activation
 - 5.4 Support
6. Legal Notice
 - 6.1 Copyright
 - 6.2 Trademarks
 - 6.3 Disclaimer
 - 6.4 License Agreement



About Shoviv NSF Duplicate Remover

Shoviv NSF Duplicate Remover Software is very useful to the technical or non-technical person who wants to remove duplicate items from one more NSF files. This software will help you to distinguish items according to.

1. Subject
2. Sender Name
3. Sender Email address
4. Recipient Name
5. Sending/Receiving DateTime
6. Body text
7. Attachment's names

You can select one or more NSF files and then the software will create new NSF file and remove duplicate items from it. the original NSF file will not be affected by our software in any manner.

Searching duplicate items.

Search duplicate item Within the folder :

Choosing this option will allow you search duplicate items within the filter only and any duplicate item in another folder will not be filtered.

Search duplicate item Across the folder :

choosing this option will allow you search duplicate items across entire NSF mailbox(file) and remove them as well.

Note : You can also remove "deleted" folder from your NSF file if you want to, we have separate option for that only.



System Requirement

Basic System Requirements:

- Pentium Class Processors
- 128 MB RAM
- 100 MB free space for software installation

One of the following operating systems (32/64-bit version):

- Windows® XP Professional
- Windows Server 2000
- Windows Server® 2008 Standard
- Windows Server 2008 Data Center
- Windows Server 2008 Enterprise
- Windows Vista® Business
- Windows Vista Ultimate
- Windows Vista Enterprise
- Windows 7 Professional
- Windows 7 Enterprise
- Windows 7 Ultimate
- Windows 8
- Windows 8 Pro
- Windows 8 Enterprise
- Windows 8 OEM
- Windows 8.1
- Windows 8.1 Pro
- Windows 8.1 Enterprise
- Windows 10 Home
- Windows 10 Pro
- Windows 10 Pro Education
- Windows 10 Enterprise
- Windows 10 Enterprise LTSC
- Windows 10 Education
- Windows Server 2012 Foundation
- Windows Server 2012 Essentials
- Windows Server 2012 Standard
- Windows Server 2012 Datacenter
- Windows Server 2012 Foundation
- Windows Server 2012 R2 Foundation
- Windows Server 2012 R2 Essentials
- Windows Server 2012 R2 Standard
- Windows Server 2012 R2 Datacenter
- Windows Server 2016 Essentials
- Windows Server 2016 Standard
- Windows Server 2016 Datacenter

IBM lotus Notoes supported version:



Shoviv NSF Duplicate Remover

- IBM Notes Client V9.0.1
- IBM Notes Client V9.0
- IBM Lotus Notes Client V8.5.3
- IBM Lotus Notes Client 8.5.2
- IBM Lotus Notes Client 8
- IBM Lotus Notes Client 7
- IBM Lotus Notes Client 6
- IBM Lotus Notes Client 5
- IBM Lotus Notes Client 4

The following virtual environments are supported:

- VMware® Server 1.0x, 2.x
- VMware® Workstation v6.0x for Windows
- Microsoft® Virtual PC 2007
- VMware® ESX 4.0, ESXi



Install

To install the software first make sure that the software installer file is available on your computer. If the file is not available then you can download the file from our website - <https://www.shoviv.com/buy-nsf-duplicate-remover.html>

Following are the steps to install the software.

- Double-click NSF Duplicate Remover installer file.
- Follow the instructions. When the installation process is completed "**Set up Installation Complete**" message appears on the software installation screen.
- Click the Finish button to launch the software.



Uninstall

There are two methods to Uninstall NSF Duplicate Remover Software:

- Uninstall from Windows Start Menu
- Uninstall from Control Panel

Uninstall from Windows Start Menu

- **Click Start - > All Programs -> NSF Duplicate Remover -> Uninstall NSF Duplicate Remover.** A warning message will be displayed.
- Click the Yes button to continue uninstalling the NSF Duplicate Remover. The **“NSF Duplicate Remover was successfully removed from your computer”** message will be displayed.
- Click the OK button to complete the NSF Duplicate Remover un-installation process.

Uninstall from Control Panel

- **Click Start -> Control Panel.** The Control Panel window appears.
- Select NSF Duplicate Remover and click the Remove button. A warning message will be displayed.
- Click the Yes button to continue uninstalling the NSF Duplicate Remover software **“The NSF Duplicate Remover software was successfully removed from your computer”** message will be displayed.
- Click the OK button to complete the NSF Duplicate Remover un-installation process.



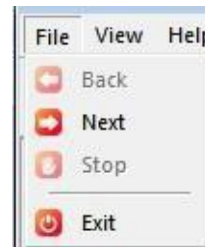
Menu Bar

Menu Bar of Shoviv NSF Duplicate Remover has the following main menus :

- File Menu
- View Menu
- Help Menu
- Activation

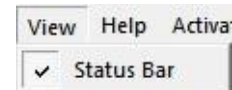
1. **File Menu:** There are four options

- **Back:** Go to back click Back button.
- **Next:** Go to next click Next button.
- **Stop:** To stop the current processing clicks the stop button.
- **Exit:** Exit from software click Exit button.



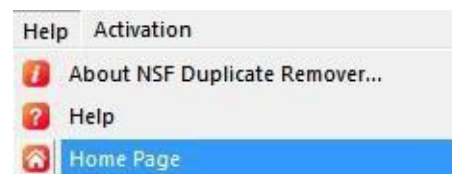
2. **View Menu:** There is one option :

- **Status Bar:** To know processing about your software.



3. **Help Menu:** There are three options :

- **Help:** Help (CHM) Manual for Shoviv NSF Duplicate Remover Software.
- **About NSF Duplicate Remover:** Display information about software.
- **Home Page:** Open the Shoviv website in the default web browser.



4. **Activation Menu:** There are two options :

- **Buy Now:** Click here to buy the software.
- **Activate:** Software activate using the received activation file.





Tool Bar

There are many options to Duplicate Remover NSF process:



Back: Go to back from processing.



Next: Go to next process.



Stop: To stop the current processing clicks the stop button.



About: Display information about software.



Help: Help (CHM) Manual for Shoviv NSF Duplicate Remover Software.



Home: Open the Shoviv website in the default web browser.



Exit: Close the software.



Buy Now: Buy the software.



Activate: Software activate using the received activation file.



NSF Duplicate Remover Process

There are following steps to Duplicate Remover NSF file:

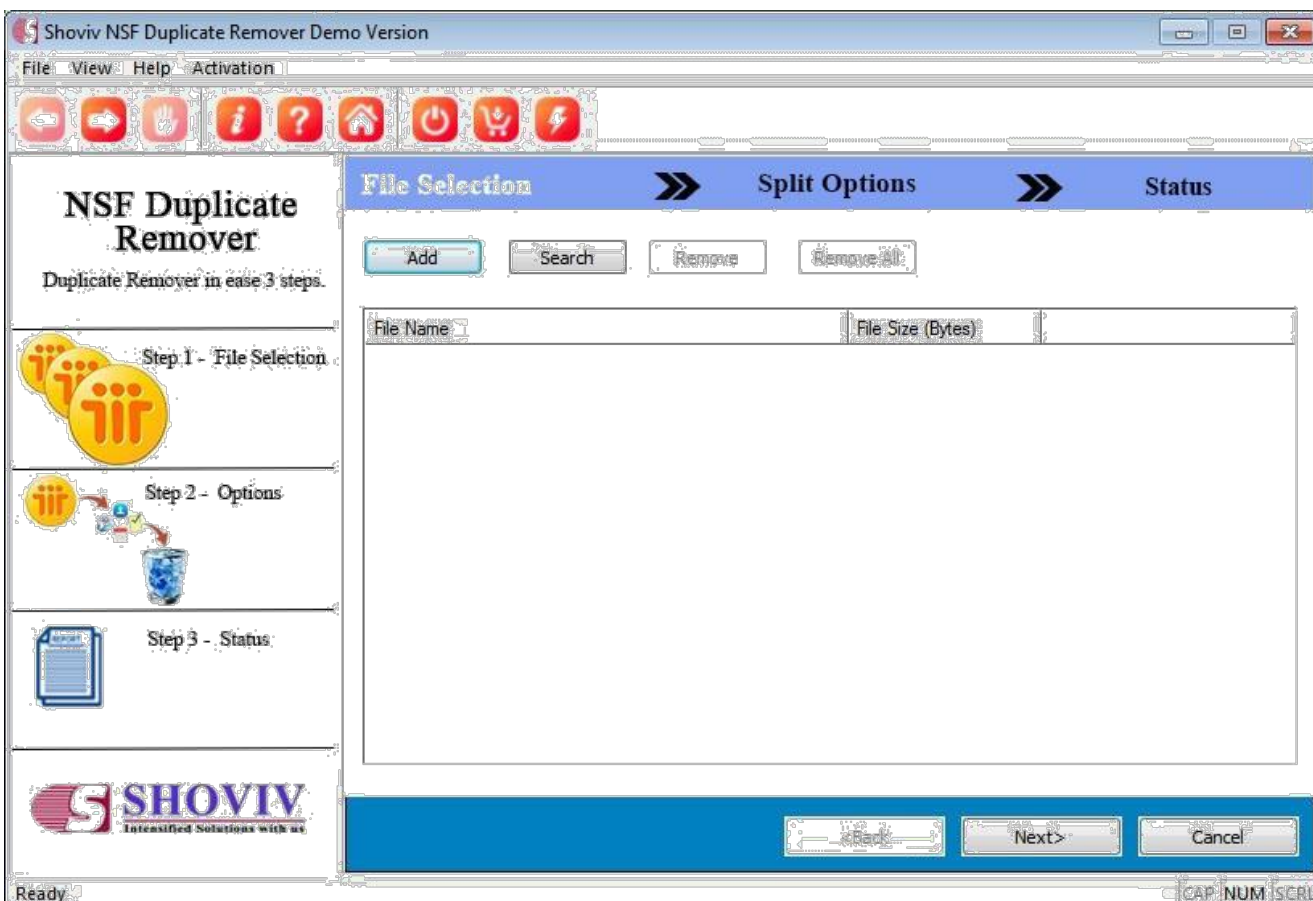
1. Multiple NSF Files Selection
2. Duplicate Remover Options
3. Duplicate Remover Status

1. Multiple NSF Files Selection

There are four option in file selection window

Select two or more NSF files using Add button and then click Next button to continue process.

1. **Add:** This button will promote you to file selection dialog using this select desire NSF file to perform Duplicate Remover operation.
2. **Search:** This button will help you to search NSF files from the specific location or from the entire drive, it will help you when you don't know the proper location of your NSF files.
3. **Remove:** This button will help you to remove NSF files from the list. Select files from the list which you want to remove and then click "Remove" button to simply remove them.
4. **Remove All:** This button will help you to remove all NSF files from the list. All you need to do is click this button.





NSF Duplicate Remover Process

2. NSF Duplicate Remover Options

There are three sets of option to Duplicate Remover NSF files

1. **Target Folder:** Insert the target folder path where you want to store output NSF file with the help of "**Browse**" button
2. **Comparison criteria :** The comparison criteria will help you to choose by which properties you want to compare the items and find the duplicate items among them.
 1. **Subject :** The subject of the e-mail message will be compared.
 2. **Sender Name :** Sender name of the email item or any item i.e. calander, task will be compared
 3. **Sender Email address :** Email address of the sender will be compared
 4. **Recipient Name :** Recipient Name of the sent items will be compared using this option.
 5. **Sending/Receiving DateTime :** Sending/reciving datetime will be compared of the email item.
 6. **Body text :** Body of the message will be compared using this option.
 7. **Attachment's names :** Name's of the attachments will be compared.
3. **Item Filter :**
 - **Remve Deleted Items:** Selecting this option will remove "**trash**" folder's items.
4. **Search Duplicate Items Within the folder :** Choosing this option will search duplicate item only within the folder and if any duplicate item exists outside the folder will consider as nonduplicate item. So by choosing this option, you can have the same item in two different folders.
5. **Search Duplicate Items Across the folder :** Choosing this option will search duplicate item across the folder and if any duplicate item exists outside the folder will also consider as duplicate item. So by choosing this option, there is no chance that you will encounter any duplicate item anywhere in the same NSF file (mailbox).



NSF Duplicate Remover Process

2. NSF Duplicate Remover Status

The status page will show the status of Duplicate Remover process like - source folder, target folder, number of items, processed items, failed items etc.

Export Status : The export status will help you to export status of Duplicate Remover NSF file into HTML file and save it.

The screenshot shows the 'Status' page of the Shoviv NSF Duplicate Remover software. The interface includes a menu bar (File, View, Help, Activation), a toolbar with various icons, and a main window divided into three sections: File Selection, Split Options, and Status. The Status section displays a table with columns for Folder Name, Item Count, Processed Items, Duplicate Items, Failed Items, and Status. The table lists various folders and their corresponding counts. A progress bar is visible below the table, and there are buttons for '<Back', 'Finish', and 'Stop' at the bottom. The status bar at the bottom of the window shows 'Ready' and system tray icons for CAP, NUM, and SCRL.

Folder Name	Item Count	Processed Items	Duplicate It...	Failed Items	Status
☑ NSF Name: Source NSF: "C:\Users\news\Desktop\Test-nsf Files\Mails\pankaj (2).nsf" To Ta...					
(Group Calendars)	0	0	0	0	Completed
(Rules)	0	0	0	0	Completed
(\$Alarms)	0	0	0	0	Completed
(\$Inbox-Categorized1)	0	0	0	0	Completed
(\$Inbox)	6408	2	23	0	In demo ve..
(\$JunkMail)	0	0	0	0	Completed
(\$Trash)	0	0	0	0	Completed
(\$MAPIUseContacts)	0	0	0	0	Completed
(Drafts)	0	0	0	0	Completed
(Sent)	0	0	0	0	Completed
	0	0	0	0	Running



Free Trial Download

Shoviv NSF Duplicate Remover Software is available free for the trial version. The trial version saves only 25 items of each folder. To Duplicate Remover two or more NSF files into single NSF file, a user needs to purchase the Full version of Shoviv NSF Duplicate Remover Software.

Purchase

You must purchase NSF Duplicate Remover software in order to Duplicate Remover NSF two or more NSF files. You can purchase the software from our official website: <http://www.shoviv.com/buy-nsf-duplicate-remover.html>

Payment and Delivery

Purchase the Shoviv software with our authorized resellers which provide number of payment options for your ease - PayPal, FAX, Credit Card, E-Cheque, Pay Order etc.

After making the purchase transaction with our resellers, we send you an email which consists of activation details and download link of the full version comprising of the activation code. This email is sent to the email address which you have used while processing the purchase transaction with our resellers.



Activate License

There are two options to activate license :

- First, you can activate by Online Activation then select Online Activation option and fill order number and activation key.
- Second, you can activate by Offline Activation first you have an activation file then select Offline Activation option and fill name.

Online Activation Code:-Please enter activation key and order number. Which is sent to your registered email address after product purchased and then click Online activation button. Please ensure that internet connection is properly working.

The screenshot shows the 'Activation' dialog box with the 'Online Activation' tab selected. It contains two text input fields: 'Order Number' and 'Activation Key'. At the bottom, there are two buttons: 'Online Activate' and 'Cancel'.

Offline Activation:- Select the offline activation file which sends by Shoviv Software Pvt. Ltd. on your registered email address. And then click on Offline Activation Button.

The screenshot shows the 'Activation' dialog box with the 'Offline Activation' tab selected. It features a radio button labeled 'Activate' which is selected. Below it is an 'Activation File' input field with a 'Browse...' button to its right. There is also a radio button labeled 'Generate Code for Activation File' which is unselected. Below that is an 'Order Number' input field. At the bottom, there are two buttons: 'Offline Activate' and 'Cancel'.



Shoviv NSF Duplicate Remover

Generate License Code :- Please enter order number and click on Generate License Code button, a Generate License Code will be save on your disk. This license code send to sales@Shovivsoftware.com for generating offline activation file.

Activation

Online Activation Offline Activation X

Activate

Activation File Browse...

Generate Code for Activation File:

Order Number

Generate License Code Cancel



Support

We have an efficient support system to assist our customers with all issues related to using Shoviv NSF Duplicate Remover. The software comes with an embedded help manual that can be accessed by clicking Help > Software Help in the menu-bar.

Copy Right Notice

Shoviv NSF Duplicate Remover accompanied user manual, and documentation is copyright of Shoviv Software Pvt. Ltd. with all rights reserved. Under the copyright laws, this user manual cannot be reproduced in any form without the prior written permission of Shoviv Software Pvt. Ltd. No Patent Liability is assumed, however, with respect to the use of the information contained herein.

© Shoviv Software Pvt. Ltd. All rights reserved.

Trademarks

Shoviv® is a copyright work of Shoviv Software Pvt. Ltd.

Windows 95®, Windows 98®, Windows ME®, Windows NT®, Windows 2000 Server®, Windows 2000 Advanced Server®, Windows 2003 Server®, MS Word® and Windows XP® are registered trademarks of Microsoft Corporation.

All other brand and product names are trademarks or registered trademarks of their respective companies.

Disclaimer

The Information contained in this manual, including but not limited to any product specifications, is subject to change without notice. Shoviv Software Pvt. Ltd. provides no warranty with regard to this manual or any other information contained herein and hereby expressly disclaims any implied warranties of merchantability or fitness for any particular purpose with regard to any of the foregoing. Shoviv Software Pvt. Ltd. assumes no liability for any damages incurred directly or indirectly from any technical or typographical errors or omissions contained herein or for discrepancies between the product and the manual. In no event shall Shoviv Software Pvt. Ltd. be liable for any incidental, consequential special, or exemplary damages, whether based on tort, contract or otherwise, arising out of or in connection with this manual or any other information contained herein or the use thereof.



License Agreement

Shoviv NSF Duplicate Remover Copyright © Shoviv Software Pvt. Ltd. All rights reserved.

Your agreement to this license

It is a legal agreement between you and Shoviv software Pvt. Ltd. Term and conditions of the License will brief you the authorized use and users of each licensed copy of the Shoviv NSF Duplicate Remover.

Term and conditions are mandatory to accept for become an authorized user, if you do not agree with the Term and conditions then do not copy, install, distribute or use any copy of Shoviv NSF Duplicate Remover.

Term and conditions:

You should read the term and conditions carefully before use, install, and copy or distribute the software.

Scope of License

You can use only permitted copy of the software.

Single workstation program

This term refers to a program installed and used only by a single user on a single computer at a time. The Program must not be installed, distributed, shared or used on multiple computers.

Multiple workstation programs

This term refers to a program installed, used, specified no. of computer at a time. Program must not be installed, shared, distribute or used by no. of computers exceed to the authorized limit.

Multimedia File Authorization

The Publisher and licensor reserve all cerebral asset's rights associated to multimedia files that may be given with the program images, audio, video files. License holder can use this file only for personal purpose excluding commercial or any other intended purpose.

Authorization

Shoviv NSF Duplicate Remover includes an advance feature to protect it against an unauthorized reproduction. You can make only one copy for backup and contained purpose; you cannot make more than the authorized copies of the Shoviv NSF Duplicate Remover.

Activation



Shoviv NSF Duplicate Remover

To activate the Shoviv NSF Duplicate Remover we provide you an Online Activation key and Order number in purchase package, if you face any problem in online activation than we will provide you an offline activation key on request. The Online and offline Activation key is the Publisher's exclusive asset that it is strictly confidential information and must not be shareable with third party. The user commit for the protection of confidentiality of activation key.

Restrictions

All rights are reserved and are not granted in this license. You cannot lease, modify, translate, reverse engineer, decompile, disassemble or get the source code of software.

Legality statement

The program which is licensed to you is absolutely legal and you are the legal owner of the entire file or data you are going to recover through using this software .You have the permission from legitimate owner to perform these acts.

Any illegal use of Shoviv NSF Duplicate Remover will be solely your responsibility.

You further attest that recovered data, password or files will not be used for any illegal purpose.

Be aware that password recovery, unauthorized data encryption, illegally obtained file may constitute theft or other wrongful action may result in your civil and criminal prosecution.

About

The license is the complete statement of concurrence between the parties on the subject matter and joins and replaces all other prior understandings, purchase orders, agreement and arrangements. Shoviv software Pvt. Ltd. does not give any benefit to third party and is not responsible for any obligations created by the party. Shoviv Software Pvt. Ltd. will not give you any waiver on violation of this License and you shall neither constitute nor contribute to a waiver.

Copyright © Shoviv Software Pvt. Ltd. All Rights of any kind are reserved by the Shoviv Software Pvt. Ltd. and are not expressly granted in License.